

2. Who wanted Jesus
to do His miracle?



Cut around outside edges and
fold on connected shape lines.
Visuals @ <http://SweetPublishing.com>

1. Where was Jesus
for His 1st miracle?




miracle?

Cut around outside edges and
fold on the black lines.

Visuals @ <http://SweetPublishing.com>

What is a




Cut around outside
and FOLD in the center.
Sick Smiley @ Microsoft

**What did Jesus
do for the sick?**



**Cut around outside
and FOLD on center line.
Jesus @ Logos Bible Clips
(Used with permission)
Place towards the end
of the lapbook to review**

**What is your
favorite miracle?**



**Did people believe when
they saw the miracles?**



Yes

No

**Question Mark @ Microsoft
Paper @ www.clker.com**

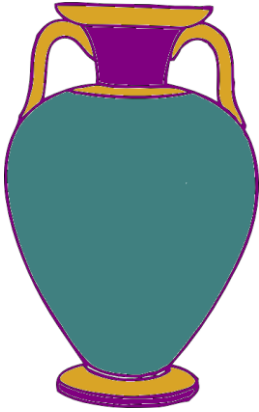
What was the:

first miracle?

second miracle?

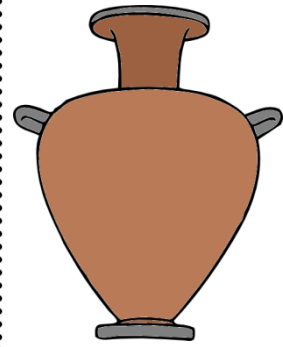
The Candy Class

**2. What was
the water
turned into?**



Cut around outside edges and
fold on the dotted black lines.

Pots @ www.clker.com



**1. What did the
servants fill
the pots with?**

The Candy Class


Miracle

2

Cut around outside edges and
fold on the dotted lines.

Visuals @ <http://SweetPublishing.com>

What was wrong
with the
nobleman's son?



Did Jesus
go to
Capernaum?


Yes _____

No _____

Did Jesus heal
his son?


Yes _____

No _____




Yes _____ **No** _____

Did Jesus heal the man
that was sick for 38 years?




The Candy Class

Did Jesus heal the man
that had leprosy?



Yes _____ **No** _____

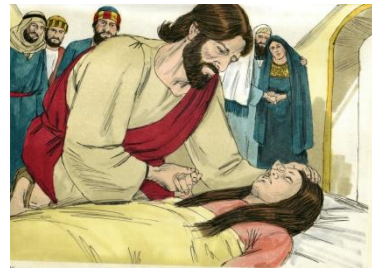
How old was
Jairus' daughter?



What happened
to her?




Did Jesus go
to her house?

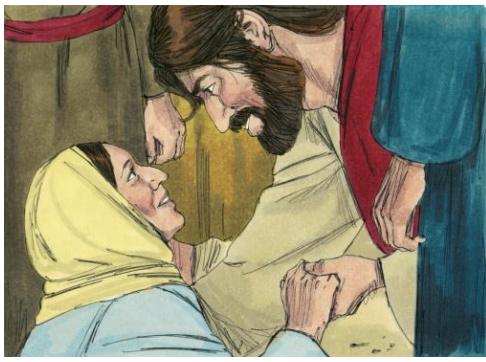


Yes _____ No _____

Did Jesus make
her live again?



Yes _____ No _____



This gets
glued to
the middle of
the square.



1. How long was
the woman
bleeding?

3.
Did Jesus
touch her
to heal her?



Cut around outside edges and
fold on the dotted lines.

Visuals @ <http://SweetPublishing.com>

Smileys @ Microsoft

2.
Could the
doctors
heal her?



4. Did Jesus heal her?



This gets glued
to the middle of
the triangle on
next page.

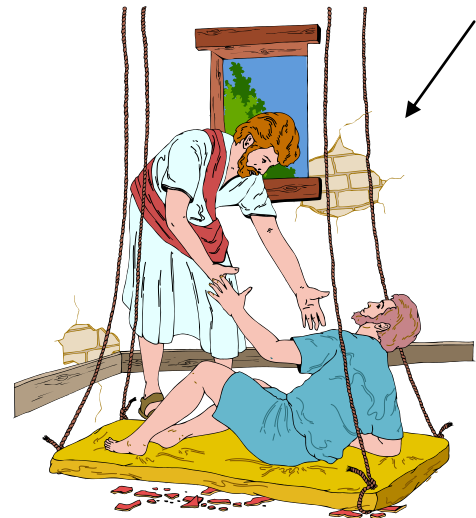
Bible @ www.clker.com

For end of lapbook



John 21:25


Do we know all the
miracles Jesus did?



The Candy Class

Cut around outside edges and
fold on the dotted lines.
Visuals @ <http://SweetPublishing.com>

How many people
wanted to see Jesus?



2. Did
Jesus
heal
him?



1. How did
they get
their friend
to Jesus?



Cut around outside edges and
fold on the dotted lines.
Clipart @ Logos Bible Clips
(Used with permission)
Smiley @ Microsoft



3. How
did the
people feel
about the
power of Jesus?



**What was wrong
with the man's hand?**

What day was it?




or the _____

Did Jesus heal his hand?



Yes _____ No _____

**How many of these
did the boy have?**



**How many of these
did the boy have?**



**Cut around outside edges and
fold on the dotted lines.
Graphics @ Microsoft**



1. Why did the Disciples want
to send the people away?

2. What did Jesus
tell them?



3. What did Jesus do
before He shared the food?



Cut around outside edges and
fold on the dotted lines.

Clipart @ Logos Bible Clips

(Used with permission)

Graphics @ Microsoft


4. Did everyone have
enough to eat?




5. Was there any
food left over?




6. Did the people
believe in Jesus?



This gets glued
to the front of
Jairus' daughter.



This gets glued
to the middle of
the square.




This gets glued
to the front of
Miracle #2.

**4. How
did Jesus go
to them?**

**6. Why
did Peter
start to sink?**

**5. Who
wanted to walk
to Jesus?**

**7. What
happened when
they were back on
the boat?**



**1. Where were
the Disciples?**

**2. When
was it?**



**3. What was
happening?**

 **Fold this like a card.**
 **Glue this to the front.**

The Candy Class

Cut around outside edges and
fold on the dotted lines.
Boat @ Logos Bible Clips
(Used with permission)


Night @ Microsoft

Visuals @

<http://SweetPublishing.com>

Fold under and glue this tab.


4. What were Lazarus' sisters names?




6. What did Jesus tell Lazarus to do?




7. Did Lazarus live again?



1. What happened to Lazarus?



2. When Jesus heard about Lazarus, what did He do?



3. How long had Lazarus been in the tomb?

Cut around outside edges and fold on the dotted lines.
Clipart @ Logos Bible Clips
(Used with permission)
Graphics @ Microsoft
#5 on next page

8. Did the people believe in Jesus?



Yes

No

The Candy Class



Cover: Orange border

@ www.ScrappinDoodles.com


Visual @ <http://SweetPublishing.com>

Graphics @ Microsoft

Visual @ <http://SweetPublishing.com>


Glue to the
inside center
of page 10
template

**5. What
is the
shortest
verse in
the Bible?**



Facts About Miracles


Where do we find
the miracles of Jesus?



Where do we find
the miracles of Jesus?




What books are the
miracles of Jesus in?



John 11:35

**5. What is the
shortest verse
in the Bible?**

Some of The Miracles of Jesus




Name _____

Here are the miracles included in this lapbook:

Page	The Miracle:	Scripture
1 & 3	Water into Wine	John 2:1-11
3	Nobleman's Son	John 4:46-54
4	Man sick 38 years	John 5:5-9
4	Leprosy	Mark 1:40-45
4	Jairus' Daughter	Luke 8:40-56
5	The Bleeding Woman	Luke 8:43-48
6	Healed Down From the Roof!	Mark 2:1-12
7	Withered Hand	Mark 3:1-6
7 & 8	Feeding 5,000	Matthew 13:15-21+
9	Jesus Walks on Water	Matthew 14: 22-33+
10 & 11	Lazarus	John 11:1-45; 12:17-18

Information Page

Most of the lapbook templates are from The candy Class, although I did make a couple of my own. 

All of the Bible visuals are from <http://SweetPublishing.com> and are found @ <http://www.dsmedia.org/resources/illustrations/sweet-publishing>.

The Bible people clipart is by Logos Bible Clips and used with permission.

Orange border for cover @ www.ScrappinDoodles.com



Graphics are from www.clker.com or Microsoft.

Even though this is a free printable, please respect my work, time and copyright by not sharing.

Please direct others to my blog for their own free download @

<http://kidsbibledebjackson.blogspot.com/>. Thank you, Debbie Jackson